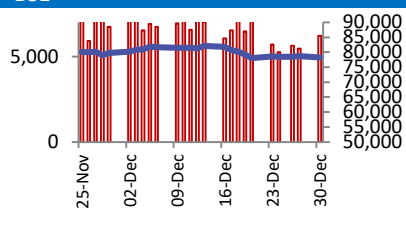
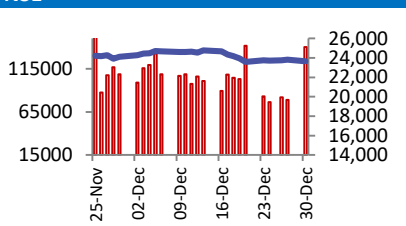


BSE		NSE																													
	<table border="1"> <tr><td>Open</td><td>78638</td></tr> <tr><td>High</td><td>79093</td></tr> <tr><td>Low</td><td>78077</td></tr> <tr><td>Close</td><td>78248</td></tr> <tr><td>Change</td><td>-451</td></tr> <tr><td>Volume (Lacs)</td><td>8207</td></tr> <tr><td>Turnover (Rs.inCr)</td><td>6210</td></tr> </table>	Open	78638	High	79093	Low	78077	Close	78248	Change	-451	Volume (Lacs)	8207	Turnover (Rs.inCr)	6210		<table border="1"> <tr><td>Open</td><td>23797</td></tr> <tr><td>High</td><td>23915</td></tr> <tr><td>Low</td><td>23599</td></tr> <tr><td>Close</td><td>23645</td></tr> <tr><td>Change</td><td>-169</td></tr> <tr><td>Volume(Lacs)</td><td>42539</td></tr> <tr><td>Turnover(Rs.in Cr)</td><td>140017</td></tr> </table>	Open	23797	High	23915	Low	23599	Close	23645	Change	-169	Volume(Lacs)	42539	Turnover(Rs.in Cr)	140017
Open	78638																														
High	79093																														
Low	78077																														
Close	78248																														
Change	-451																														
Volume (Lacs)	8207																														
Turnover (Rs.inCr)	6210																														
Open	23797																														
High	23915																														
Low	23599																														
Close	23645																														
Change	-169																														
Volume(Lacs)	42539																														
Turnover(Rs.in Cr)	140017																														

World Markets	Current	Previous	Pt. Chg	Var(%)
Dow	42574	42992	(418)	-1.0%
Dow Futures	42980	42927	53	0.1%
Nasdaq	19487	19722	(235)	-1.2%
FTSE	8121	8150	(29)	-0.4%
Nikkei	39895	39895	Closed	Closed
Hang Seng	20145	20041	104	0.5%
Gift Nifty	23664	23686	(22)	-0.1%
Straits Singapore	3792	3796	(4)	-0.1%
South Korea	2399	2405	(5)	-0.2%
Taiwan	23014	23190	(176)	-0.8%
Shanghai	3401	3407	(7)	-0.2%

Commodity Prices	Current	Previous	Pt. Chg	Var(%)
Copper (\$/MT)	8910	8982	(72)	-0.8%
Alumin (\$/MT)	2551	2558	(7)	-0.3%
Zinc (\$/MT)	3019	3032	(13)	-0.4%
Brent Crude (\$/bbl)	74	74	0	0.6%
Gold (\$/Ounce)	2607	2607	1	0.0%
Silver (\$/Ounce)	29	29	(0)	-0.1%
Light Crude (\$/bbl)	71	71	0	0.6%
N G (\$/mmbtu)	4	4	(0)	-0.2%
Sugar (\$/MT)	503	509	(5)	-1.0%
Rubber (Rs./kg)	190	188	2	1.1%
Baltic Dry Index	997	994	3	0.3%

Currency Exchange Rate	Current	Previous	Var(%)
Rs./\$ rate	85.53	85.54	-0.01%
Rs./ Euro	89.26	89.11	0.16%
Rs./Chinese Yuan	11.72	11.72	0.00%
Yen /\$ rate	156.41	156.84	-0.27%
\$ US/Euro	1.04	1.04	0.05%

Dollar Index	Current	Previous	Var(%)
Dollar Index	107.96	108.13	-0.16%

Support/ Resistance Levels for Today		
	Nifty	Bank Nifty Fut
Support 1	23700	51000
Support 2	23570	50670
Resistance	23840	51770

Securities in Ban For Trade
NIL

Market Review

US: US stocks closed broadly lower Monday as a banner year on Wall Street looked set to finish on a sour note.

Asia: Asian shares struggled for direction on the last trading day of 2024, on course for their first quarterly loss this year after a weak showing on Wall Street.

India: Benchmark equity indices ended the week's first trading session in the negative territory as weak Asian and European cues coupled with nervousness over falling rupee and renewed foreign fund outflows prompted investors to reduce equity exposure. **Market is expected to open on a gap down note and likely to witness selling pressure during the day.**

Global economy: China's manufacturing sector expanded in December but at a slower-than-expected pace, its third straight month of expansion as a raft of fresh stimulus measures provided support, purchasing managers index data showed on Tuesday. Manufacturing PMI was at 50.1 in December, data from the National Bureau of Statistics showed. The reading was below the 50.3 seen in the prior month, and compares with the 50.3 average forecast.

South Korea's consumer inflation quickened in December, exceeding market expectations amid a weak local currency though it was still lower than the central bank's target. The consumer price index rose 1.9% in December from a year earlier, after a rise of 1.5% in November, Statistics Korea data showed on Tuesday. It was the fastest year-on-year rise in four months and topped a median 1.7% increase forecast in a Reuters survey of economists, but weaker than the central bank's medium-term target of 2%.

Commodities: Oil prices rose in early trade on Tuesday after data showed China's manufacturing activity expanded in December, but for a second consecutive year oil was on track to end lower due to demand concerns in top consuming countries.

Gold prices were unchanged in early Asian hours on Tuesday, the last trading day of an eventful year that saw the metal post its best annual performance in more than a decade.

Currency: The dollar was firm on the last trading day of the year, poised to clock strong gains in 2024 against most currencies as investors prepared for fewer U.S. rate cuts and the incoming Trump administration's policies.

FII Derivative Transactions (Rs. Cr)

Contracts	Purchase		Sell		Net	Open Interest (OI)		OI (Previous day)		Change	
	Contract	Value	Contract	Value	Value	Contract	Value	Contract	Value	Contract	Value
Index Future	34260	2405	56298	3832	(1427)	276391	18544	265620	17915	10771	629
Index Option	21194890	1847528	20717043	1800544	46984	3207660	319284	3043747	290175	163913	29109
Stock Future	472696	30221	441368	28307	1914	5193600	333325	5120070	329966	73530	3359
Stock Option	836639	56291	822097	55159	1132	569333	36122	421615	26483	147718	9639
Total	22538485	1936445	22036806	1887842	48603	9246984	707275	8851052	664539	395932	42736

FII All Activity-BBG (Rs Cr)	Buy	Sell	Net
20-Dec-24	32683	34556	(1873)
23-Dec-24	9113	8958	155
24-Dec-24	5817	7621	(1804)
26-Dec-24	6527	8119	(1592)
27-Dec-24	7656	7286	370
Month to date- Dec	307070	289035	18035
FII (Prov.) (Rs Cr)	Buy	Sell	Net
23-Dec-24	8705	8874	(169)
24-Dec-24	4933	7387	(2454)
26-Dec-24	4256	6633	(2377)
27-Dec-24	5368	6692	(1323)
30-Dec-24	15508	17401	(1893)
Month to date-Dec	293679	306016	(12337)
DII (Prov.) (Rs. Cr)	Buy	Sell	Net
23-Dec-24	11084	8856	2228
24-Dec-24	10514	7695	2819
26-Dec-24	11592	8256	3336
27-Dec-24	9437	6892	2545
30-Dec-24	41787	39613	2174
Month to date-Dec	276625	256205	20420
FII Debt - BBG (Rs. Cr)	Buy	Sell	Net
20-Dec-24	3378	2137	1241
23-Dec-24	563	1273	(709)
24-Dec-24	1418	1513	(95)
26-Dec-24	2579	1327	1252
27-Dec-24	1443	3097	(1654)
Month to date- Dec	59767	49077	10690

Market Breadth	BSE		NSE	
	No.	%	No.	%
Advance	1387	33%	871	30%
Decline	2742	64%	1972	68%
Unchanged	138	3%	56	2%

Market Turnover	30-Dec	27-Dec	Var (%)
BSE Cash	6210	5471	14%
NSE Cash	140017	79108	77%
NSE Futures	128669	81286	58%
NSE Options	21362312	7210545	196%
Total (Rs.Cr)	21637208	7376409	193%

Volatility Index	30-Dec	27-Dec
Volatility Index	13.97	13.24

Index PE - TTM	30-Dec	Yr. High	Yr. Low
Sensex	22.7	26.0	21.8
Nifty	21.8	28.8	20.8

Corporate News

ITC to transfer Rs 1,500 cr to its demerged hotel unit for growth and contingencies

ITC Hotels will receive ITC's trademarks under a license agreement. ITC shareholders will hold 100% of ITC Hotels - 60% directly and 40% through their existing ITC shares. The demerger is effective from January 1, 2025, and ITC Hotels' shares will be listed within 60 days of the NCLT order. (ET)

Lupin acquires Huminsulin from Lilly to enhance its diabetes portfolio

Lupin announced the acquisition of Huminsulin in India from US drugmaker Eli Lilly to further enhance its diabetes portfolio. (NDTV)

RVNL emerges L1 bidder from Central Railway

RVNL has emerged as the lowest bidder for a Central Railway project worth Rs 137.16 cr. The project involves the design, supply, erection, testing, and commissioning of a 132/55 KV traction substation in the Bhusaval-Khandwa section of Central Railway. (BS)

Promoter Nishant Pitti to sell entire 14.21% stake in EaseMyTrip via block deal on December 31

The estimated deal size is Rs 780 crore. Institutional investors are likely to participate. Pitti previously sold a 14% stake in September through open market transactions. (ET)

Economy

NPAs at 12-year low, red flags in some areas, says RBI report

The gross non-performing assets (GNPA) ratio of scheduled commercial banks declined to 2.6% in September 2024, driven by lower slippages, increased write-offs and steady credit growth. The net non-performing assets ratio improved to 0.6%, supported by robust provisioning. However, RBI has warned that the gross NPA ratio might rise to 3% by the end of March 2026 as per the baseline scenario due to risks emanating from credit quality, interest rates, and geopolitics. (ET)

International

Pfizer ends global collaboration with Sangamo, shares drop 27%

Sangamo's shares have seen a decrease of around 27% in response to Pfizer's decision to end the global collaboration and license agreement between the two companies. The termination of the agreement is set to take effect on April 21, 2025. Sangamo has begun exploring other options and potential partners to continue advancing its program. Pfizer's move to end the partnership is primarily due to its decision against proceeding with the Biologics License Application and Marketing Authorization Application submissions for giroctocogene fitelparvovec. (Inv)

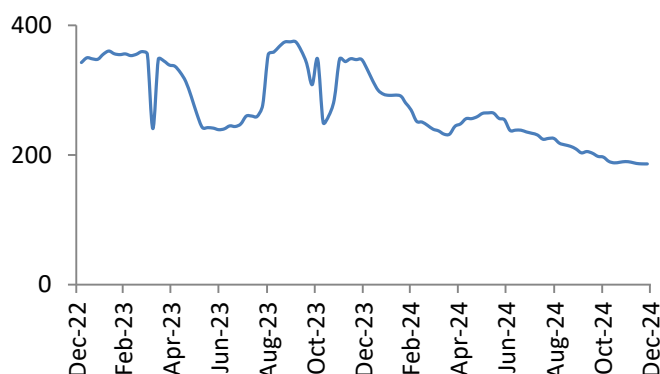
Top 5 Nifty Gainers	30-Dec	27-Dec	Var(%)
ADANIENT	2592	2410	7.6%
HCLTECH	1929	1892	2.0%
TECHM	1741	1712	1.7%
SUNPHARMA	1884	1861	1.2%
INDUSINDBK	964	953	1.1%
Top 5 Nifty Losers	30-Dec	27-Dec	Var(%)
HINDALCO	601	617	-2.6%
BEL	285	292	-2.4%
TRENT	6954	7118	-2.3%
TATAMOTORS	734	751	-2.2%
ONGC	233	237	-1.8%

BSE Index Watch	Last	1 day	1 wk	1 mth	1 yr
SENSEX	78248	-0.6%	0.3%	-1.9%	8.3%
MIDCAP	46386	0.1%	0.3%	0.7%	25.9%
SMLCAP	54789	-0.5%	-0.7%	-0.7%	28.4%
AUTO	51508	-1.4%	0.7%	-2.6%	22.0%
BANKEKX	57679	-0.9%	-0.1%	-2.7%	6.1%
Capital Goods	66904	-1.8%	-2.4%	-5.4%	20.2%
FMCG	20686	0.3%	1.6%	-2.5%	1.1%
Health Care	45167	1.2%	2.4%	3.4%	43.2%
IT	43751	0.3%	0.3%	2.3%	21.5%
METAL	28648	-1.9%	-3.3%	-6.2%	6.1%
Oil & Gas	25797	-0.3%	0.4%	-3.8%	12.1%
Power	6933	-0.8%	-1.7%	-7.4%	19.2%
Realty	8264	-1.1%	0.1%	3.8%	33.6%

NSE USD Futures	30-Dec	27-Dec	Var (%)
Dec Expiry (Rs./\$)	84.30	85.67	-1.6%
Jan Expiry (Rs./\$)	84.39	84.30	0.1%
Total Turnover (Rs. Crore)	2786	20773	-87%

Sectors	TTM PE
Auto	29.37
Auto Ancillary	46.74
Banking	14.02
Engineering	49.63
Cement	84.85
Diamonds & Jewellery	55.37
Housing Finance	25.57
Infrastructure & Const	34.66
Metals-Aluminium	37.5
Metal – Steel	16.47
Oil Expl.	13.21
Pharma	8.88
Power – Gen. Supp.	44.78
Information Tech.	27.38
Sugar	24.2
Telecom Serv. Prov.	69.86
Tyres	29.82

China Soda Ash spot price (\$/MT) (Source: BBG)



10 year G-Sec Yield	Current	Previous	Change
US	4.53%	4.63%	(9) bps
Japan	1.10%	1.13%	(2) bps
India	6.77%	6.79%	(1) bps
UK	4.61%	4.63%	(2) bps
Libor 3 Mths	4.85%	4.85%	(0) bps

Indian Eco Data	Current	Previous	Var(%)
Forex Reserve (US\$ in bn)	644	644	0.0%
Inflation - WPI	1.89%	2.36%	(47) bps
Inflation - CPI	5.48%	6.21%	(73) bps

India GDP	Q2FY25	Q1FY25	Var(%)
Growth	5.40%	6.70%	(130)bps

Monetary Policy	Current	Previous	Change
Repo Rate	6.50%	6.50%	0 bps
Reverse Repo Rate	3.35%	3.35%	0 bps
CRR	4.00%	4.50%	(50) bps
O/S Banking System Liquidity (Rs bn)	-1619	-1622	3.6

IIP Growth %	Oct-24	Oct-23	Apr-Feb
IIP	3.5	11.9	4.3
Capital Goods	3.1	21.7	4.0
Mining	4.1	10.6	3.8
Manufacturing	2.0	20.4	6.1
Electricity	0.9	13.1	4.0

Bulk Deal As On 30/12/24

BSE					
Security Code	Security Name	Client Name	Deal	Quantity	Price
539661	ACEMEN	MANISH KUMAR HUF	B	20000	87.99
538465	AMARSEC	BABURAO PRATAPRAO DESHMUKH	B	50000	23.19
538465	AMARSEC	BIDHIN MANHARRAI BAXI	B	25000	23.19
538465	AMARSEC	HERLEKAR OMKAR PRAVIN	S	16131	23.19
538465	AMARSEC	OMKAR PRAVIN HERLEKAR	S	19951	23.19
538465	AMARSEC	R S SANGANAL	S	36997	23.19
538465	AMARSEC	RAJASREE RAMDAS	B	50000	23.19
540135	ARCFIN	DEVI TRADERS LLP	B	9000000	1.22
540135	ARCFIN	MULTIPLIER SHARE & STOCK ADVISORS PRIVATE LIMITED	S	7043121	1.26
540135	ARCFIN	UMA SHANKAR EXIM PRIVATE LIMITED	S	4550010	1.26
540135	ARCFIN	UMA SHANKAR EXIM PRIVATE LIMITED	B	5098797	1.24
540135	ARCFIN	VAKANDA SERVICES PRIVATE LIMITED	S	447830	1.34
540135	ARCFIN	VAKANDA SERVICES PRIVATE LIMITED	B	50000000	1.22
531297	ARTEFACT	MAHENDRA GIRDHARILAL WADHWANI	B	40823	80.37
539288	AVI	SNEHA SANJEEV LUNKAD	S	21965	13.83
512169	CAPRICORN	SANDEEP CHANDRA VELLORE	B	35000	15.65
512169	CAPRICORN	SARALA DEVI SUDDALA	S	59664	15.65
539770	DARJEELING	GREEN PEAKS ENTERPRISES LLP	S	68424	41.16
539770	DARJEELING	KALPALABDHI SECURITIES PRIVATE LIMITED	B	17800	41.16
539770	DARJEELING	MILIND KISHORE MADHANI HUF	S	20000	41.16
539770	DARJEELING	MULTIPLIER SHARE & STOCK ADVISORS PRIVATE LIMITED	S	44135	41.16
539770	DARJEELING	PARESH DHIRAJLAL SHAH	S	30000	41.16
539770	DARJEELING	RAVINDER JOHAL	B	17000	41.16
539884	DARSHANORNA	MANJULA HIRJI GADA	B	400000	3.94
539884	DARSHANORNA	NIRAJ RAJNIKANT SHAH	S	2800000	3.69
539884	DARSHANORNA	RANJIT KUMAR	B	299450	3.66
540190	FRANKLININD	DEVI TRADERS LLP	S	3007328	2.55
540190	FRANKLININD	DEVI TRADERS LLP	B	2395652	2.47
540190	FRANKLININD	ISHAAN TRADEFIN LLP	S	1744364	2.51
540190	FRANKLININD	ISHAAN TRADEFIN LLP	B	1482713	2.54
531592	GENPHARMA	DIVYA DEVEN PATHAK	S	3500000	2.95
526967	HEERAISP	GANESH PURI GOSWAMI	B	40892	7.39
539697	HILIKS	MULTIPLIER SHARE & STOCK ADVISORS PRIVATE LIMITED	S	40628	117.9
539449	IGCIL	MULTIPLIER SHARE & STOCK ADVISORS PRIVATE LIMITED	S	186349	10.38
508918	IRONWOOD	MANOJ KUMAR KANDA	B	40000	40.41
523405	JMFINANCIL	J M FINANCIAL AND INVESTMENT CONSULTANCY SERVICES PRIVATE	B	2700000	127.55
523405	JMFINANCIL	J S B SECURITIES LTD	S	2700000	127.55
544304	JUNGLECAMP	BRIJESHKUMAR JYANTILAL PATEL	B	110400	93.29
544304	JUNGLECAMP	MANSI SHARE & STOCK ADVISORS PRIVATE LIMITED	S	100800	93.32
544304	JUNGLECAMP	MANSI SHARE & STOCK ADVISORS PRIVATE LIMITED	B	35200	88.36
531402	LWSKNIT	SHAH DIPAK KANAYALAL	B	30006	23.62
540809	MRCAGRO	KIRITKUMAR MADHAVLAL SHAH	S	120043	16.76
500313	OILCOUNTUB	GUTTIKONDA VARA LAKSHMI	B	234173	67.05
530805	OIVL	SACHIN GOVINDLAL MODI	B	1500000	12.6
530805	OIVL	VIBHU MAURYA	S	2000000	12.54
526415	OKPLA	RAJAN HANDA	S	6740046	17.15
511644	OMEGAIN	KALPALABDHI SECURITIES PRIVATE LIMITED	S	2503	356.53

543400	OMNIPOTENT	SURAJADIGA	B	46000	8.93
540198	OSIAJEE	HARJINDER SINGH	S	27948	49.69
511734	PASUFIN	F3 ADVISORS PRIVATE LIMITED	B	36951	40.13
531228	RANDER	KARANDINESHRANDER	B	64000	11.66
530271	RICHUNV	PARSANA VIRAJ	B	50000	13.24
538520	SBL	YASH JAYSUKHBHAI SAVALIYA	B	249998	1.16
526081	SCAGRO	ASHNARAWAT	S	50000	17
526081	SCAGRO	DEEPTI BEWARANKAR	S	55786	17
526081	SCAGRO	JIVAIB TRADING PRIVATE LIMITED	B	310000	17
526081	SCAGRO	MANJU SINGH	S	30169	17
526081	SCAGRO	RATHOD MANOJ CHHAGANLAL HUF	S	79767	17
526081	SCAGRO	ROHITMAURYA	S	50512	17
544319	SENORES	IRAGE BROKING SERVICES LLP	S	148710	575.81
544319	SENORES	IRAGE BROKING SERVICES LLP	B	256098	573.36
539584	SIPTL	OM PRAKASH LAXMI NARAYAN MEENA	S	687000	1.11
540492	STARLENT	VARSHABEN D KORADIYA	B	2513151	8.1
530611	STURDY	RAVINDER KUMAR GUPTA	S	828863	0.37
539278	SYMBIOX	FRANKLIN LEASING AND FINANCE LIMITED	B	221027	5.02
539798	UMIYA	F3 ADVISORS PRIVATE LIMITED	S	108718	37.3
539798	UMIYA	MOHMEDSOEB MUSABHAI JETHWA	B	51786	37.3
540570	VARIMAN	CHERALATHAN	B	1180000	12.82
531015	VENMAX	KOMPALLI PRABHAKAR	S	35000	17.19
543958	VLEGOV	SANJAY POPATLAL JAIN	S	801730	165.38
536846	YURANUS	DHARAM PAL AGGARWAL	S	19854	88.11

NSE

Security Code	Security Name	Client Name	Deal	Quantity	Price
AGSTRA	AGS Transact Tech Ltd	VINEHA ENTERPRISES PRIVATE LIMITED	SELL	1200000	63.75
AVON-RE	Av onmore Capital	DILIPKUMAR VISHINDAS LAKHI	BUY	5000000	6.11
AVON-RE	Av onmore Capital	GIRDHARILAL VISHINDAS LAKHI	BUY	5000000	6.11
AVON-RE	Av onmore Capital	INNOVATIVE MONEY MATTERS PRIVATE LIMITED	SELL	5666693	6.11
AVON-RE	Av onmore Capital	NAVJEET SINGH SOBTI	SELL	4333307	6.11
BOHRAIND	Bohra Industries Limited	PEDINEKALUVA RAMASWAMYREDDY	BUY	143435	17.02
CPS	C P S Shapers Limited	GIRISH PAMAN VANVARI	BUY	11400	645
FALCONTECH	Falcon Technoproj Ind Ltd	HUKAMSINH ANOPSINH ZALA	BUY	37200	54.87
GODHA	Godha Cabcon Insulat Ltd	LEENA PRANEEL LEENA PRANEEL	BUY	5000000	1.33
KABRAEXTRU	Kabra Extrus Technik Ltd	SARASWATI COMMERCIAL (INDIA) LTD	BUY	298943	533.15
KALANA	Kalana Ispat Limited	KARNIKA INDUSTRIES LIMITED	BUY	100000	43.25
KALANA	Kalana Ispat Limited	NIRANJAN MUNDHRA	SELL	80000	46.15
KOTHARIPRO	Kothari Products Ltd.	DHAM SECURITIES PRIVATE LIMITED	SELL	2089071	195.3
KOTHARIPRO	Kothari Products Ltd.	DHAM SECURITIES PRIVATE LIMITED	SELL	2089071	195.3
ODIGMA	Odigma Consultancy Sol L	MULTIPLIER SHARE & STOCK ADVISORS PRIVATE LIMITED	SELL	185000	72.13
OLIL	Oneclick Logistics Ind L	MAHESH LILADHAR BHANUSHALI	SELL	31200	105.4
OLIL	Oneclick Logistics Ind L	NILESHBHAI KIRITBHAI VEKARIYA	BUY	21600	103.7
OLIL	Oneclick Logistics Ind L	RAJAN SHIVRAM MOTE	SELL	31200	103.67
ONYX	Onyx Biotec Limited	ACINTYO INVESTMENT FUND PCC- CELL 1	BUY	144000	77.05
ONYX	Onyx Biotec Limited	SHOORA RESOURCE PRIVATE LIMITED	BUY	100000	73.97
SENORES	Senores Pharmaceuticals L	INDIA EQUITY FUND 1	BUY	310500	579.89
SHANTI	Shanti Overseas (Ind) Ltd	AYUSH KACHOLIA	SELL	181020	16.17
SHANTI	Shanti Overseas (Ind) Ltd	GAURAV GADIYA	BUY	87500	16
SHANTI	Shanti Overseas (Ind) Ltd	JAIPRAKASH AGARWAL	BUY	90000	16
SHANTI	Shanti Overseas (Ind) Ltd	JAWERILAL BAFNA DILKUSH BAFNA	BUY	108000	16
SHANTI	Shanti Overseas (Ind) Ltd	KARUNA KACHOLIA	SELL	340451	16.05
SHANTI	Shanti Overseas (Ind) Ltd	MAHOGANY ADVISORY AND TRADING LLP	BUY	85000	16.25
SHANTI	Shanti Overseas (Ind) Ltd	MANI NARANG	BUY	70000	16.25
SIKKO-RE	Sikko Industries Ltd	AARIF .	BUY	62000	0.85
SIKKO-RE	Sikko Industries Ltd	ALPABEN JAYANTIBHAI KUMBHANI	SELL	42000	0.86
SFML	Supreme Facility Mgmt Ltd	MULTIPLIER SHARE & STOCK ADVISORS PRIVATE LIMITED	SELL	160000	49.85
UNIVASTU	Univ astu India Limited	C P KHANDELWAL	BUY	72000	272.9

Disclosure:

Research Reports that are published by Nirmal Bang Securities Private Limited (hereinafter referred to as “NBSPL”) are for private circulation only. NBSPL is a registered Research Analyst under SEBI (Research Analyst) Regulations, 2014 having Registration no. INH000001766. NBSPL is also a registered Stock Broker with National Stock Exchange of India Limited, BSE Limited, Metropolitan Stock Exchange of India Limited, Multi Commodity Exchange of India Limited and , National Commodity and Derivative Exchange Limited in Capital Market , Equity and Commodities derivatives segments and Currency Derivatives Segment .

NBSPL has other business divisions with independent research teams separated by Chinese walls, and therefore may, at times, have different or contrary views on stocks and markets.

NBSPL or its associates have not been debarred / suspended by SEBI or any other regulatory authority for accessing / dealing in securities Market since last 20 years. NBSPL, its associates or analyst or his relatives do not hold any financial interest (Except Investment) in the subject company. NBSPL or its associates or Analyst do not have any conflict or material conflict of interest at the time of publication of the research report with the subject company. NBSPL or its associates or Analyst or his relatives may or may not hold beneficial ownership of 1% or more in the subject company at the end of the month immediately preceding the date of publication of this research report.

NBSPL or its associates / analyst has not received any compensation / managed or co-managed public offering of securities of the company covered by Analyst during the past twelve months. NBSPL or its associates have not received any compensation or other benefits from the company covered by Analyst or third party in connection with the research report. Analyst has not served as an officer, director or employee of Subject Company. NBSPL / analyst has not been engaged in market making activity of the subject company.

Analyst Certification: The research analysts and authors of these reports, hereby certify that the views expressed in this research report accurately reflects my/our personal views about the subject securities, issuers, products, sectors or industries. It is also certified that no part of the compensation of the analyst(s) was, is, or will be directly or indirectly related to the inclusion of specific recommendations or views in this research. The analyst(s) principally responsible for the preparation of this research report and has taken reasonable care to achieve and maintain independence and objectivity in making any recommendations.

Disclaimer:

The Research Report is for the personal information of the authorized recipient and does not construe to be any investment, legal or taxation advice. NBSPL is not soliciting any action based upon it. Nothing in the research report shall be construed as a solicitation to buy or sell any security or product, or to engage in or refrain from engaging in any such transaction. In preparing the research report, we did not take into account the investment objectives, financial situation and particular needs of the reader.

The research report has been prepared for the general use of the clients of NBSPL and must not be copied, either in whole or in part, or distributed or redistributed to any other person in any form. If you are not the intended recipient you must not use or disclose the information in the research report in any way. Though disseminated to all the customers simultaneously, not all customers may receive the research report at the same time. NBSPL will not treat recipients as customers by virtue of their receiving the research report. The research report is not directed or intended for distribution to or use by any person or entity resident in a state, country or any jurisdiction, where such distribution, publication, availability or use would be contrary to law, regulation or which would subject NBSPL & its group companies to registration or licensing requirements within such jurisdictions.

The report is based on the information obtained from sources believed to be reliable, but we do not make any representation or warranty that it is accurate, complete or up-to-date and it should not be relied upon as such. We accept no obligation to correct or update the information or opinions in it. NBSPL or any of its affiliates or employees shall not be in any way responsible for any loss or damage that may arise to any person from any inadvertent error in the information contained in the research report. NBSPL or any of its affiliates or employees do not provide, at any time, any express or implied warranty of any kind, regarding any matter pertaining to this report, including without limitation the implied warranties of merchantability, fitness for a particular purpose, and non-infringement. The recipients of the research report should rely on their own investigations.

This information is subject to change without any prior notice. NBSPL reserves its absolute discretion and right to make or refrain from making modifications and alterations to this statement from time to time. Nevertheless, NBSPL is committed to providing independent and transparent recommendations to its clients, and would be happy to provide information in response to specific client queries.

Before making an investment decision on the basis of research report, the reader needs to consider, with or without the assistance of an adviser, whether the advice is appropriate in light of their particular investment needs, objectives and financial circumstances. There are risks involved in securities trading. The price of securities can and does fluctuate, and an individual security may even become valueless. International investors are reminded of the additional risks inherent in international investments, such as currency fluctuations and international stock market or economic conditions, which may adversely affect the value of the investment. Opinions expressed are subject to change without any notice. Neither the company nor the director or the employees of NBSPL accept any liability whatsoever for any direct, indirect, consequential or other loss arising from any use of the research report and/or further communication in relation to the research report. Here it may be noted that neither NBSPL, nor its directors, employees, agents or representatives shall be liable for any damages whether direct or indirect, incidental, special or consequential including lost revenue or lost profit that may arise from or in connection with the use of the information contained in the research report.

Copyright of this document vests exclusively with NBSPL.

Our reports are also available on our website

Registration granted by SEBI and certification from NISM in no way guarantee performance of NBSPL or provide any assurance of returns to investors.

Nirmal Bang Research (Division of Nirmal Bang Securities Pvt. Ltd.)

B-2, 301/302, Marathon Innova,
Opp. Peninsula Corporate Park
Off. Ganpatrao Kadam Marg
Lower Parel(W), Mumbai-400013
Board No. : 91 22 6723 8000/8001
Fax. : 022 6723 8010